

## **Second Grade Summer Packet**

Dear Parents,

Welcome to Second Grade! September will be arriving before you know it and it will be time to start preparing for the new school year. This packet is a way to prepare your child for the beginning of second grade and make the transition from summer back to school an easy one. Be sure to have the work listed below completed and ready to hand in on the first day of school. Please submit all work in a file folder for your teacher. Have a great summer. We look forward to meeting with you in September!

### **Reading**

- Please read with your child or have your child read each night for 15 minutes or more.
- Complete two short book reports (1 fiction and 1 non-fiction). They can choose the book that most interests them for each of these assignments.
- Review the 1st grade Trick Words from Foundations (word list attached).

### **Writing**

- Have your child complete two journal entries about something you did during summer break. Draw a picture to go along with your story. (journal pages attached)

### **Math**

- Complete the 5-A-Day Math Summer Review(Week 3 and Week 4).
- Create a FREE [xtramath.org](https://www.xtramath.org) account and have your child practice math facts daily.

### **One Book Summer Reading**

- Read and complete the attached assignment for A Garden to Save the Birds by Wendy McClure.

## Second Grade School Supply List

Please purchase the following items:

- 2 boxes(24 count) of Crayola Crayons
- 1 pair of scissors
- 4 large size glue sticks
- 1 pack(10 count) of Crayola Broad Line markers(classic colors)
- 1 pair of headphones- please NO earbuds
- 2 highlighters
- 1box(24 count) wood cased #2 pencils- please No mechanical pencils
- 1 box of tissues
- 1 pack of wedge erasers
- - 5 plastic folders  
1 orange, 1 yellow, 1 blue, 1 red, 1 green

Boys- 1 container of Clorox wipes

Girls- 1 roll of paper towels

The following items will be purchased for your child:

- art supply box
- notebooks

# Book Report

Name: \_\_\_\_\_ Date: \_\_\_\_\_

Title: \_\_\_\_\_

Author: \_\_\_\_\_



<b>Beginning</b>	
<b>Middle</b>	
<b>End</b>	

How was the book?

The book was \_\_\_\_\_

# Nonfiction

Name: \_\_\_\_\_ Date: \_\_\_\_\_

Title: \_\_\_\_\_

Author: \_\_\_\_\_



What is the book mainly about?

---

---

---

Three things I learned from this book:

1. \_\_\_\_\_

2. \_\_\_\_\_

3. \_\_\_\_\_

Name:

## 5-A-DAY MATH SUMMER REVIEW

Week 3

Date

DAY 1

## QUICK CHECK

$4+4=$

$7+7=$

$3+3=$

$6+6=$

DAY 2

## QUICK CHECK

$9+9=$

$5+5=$

$10+10=$

$8+8=$

DAY 3

## QUICK CHECK

$7+6=$

$5+4=$

$8+9=$

$5+6=$

DAY 4

## QUICK CHECK

$7+8=$

$8+6=$

$3+4=$

$9+7=$

DAY 5

## QUICK CHECK

$8+9=$

$6+9=$

$9+5=$

$9+7=$

<p>DAY 1</p> <p><b>QUICK CHECK</b></p> <p><math>4+4=</math></p> <p><math>3+3=</math></p>	<p>Complete the number bond.</p> <div> <div>18</div> <div>9</div> <div></div> </div>	<p>Write the time shown on the clock.</p> <div> <div>:</div> </div>	<p>Complete the fact family</p> <p>5, 7, 12</p>
<p>DAY 2</p> <p><b>QUICK CHECK</b></p> <p><math>9+9=</math></p> <p><math>10+10=</math></p>	<p>Complete the fact family</p> <p>5, 6, 11</p>	<p>Write the time shown on the clock.</p> <div> <div>:</div> </div>	<p>Complete the number bond.</p> <div> <div>16</div> <div></div> <div>7</div> </div>
<p>DAY 3</p> <p><b>QUICK CHECK</b></p> <p><math>7+6=</math></p> <p><math>8+9=</math></p>	<p>Complete the number bond.</p> <div> <div>14</div> <div>6</div> <div></div> </div>	<p>Write the time shown on the clock.</p> <div> <div>:</div> </div>	<p>Write the time shown on the clock.</p> <div> <div>:</div> </div>
<p>DAY 4</p> <p><b>QUICK CHECK</b></p> <p><math>7+8=</math></p> <p><math>3+4=</math></p>	<p>Complete the fact family</p> <p>8, 4, 12</p>	<p>Write the time shown on the clock.</p> <div> <div>:</div> </div>	<p>Complete the number bond.</p> <div> <div>13</div> <div></div> <div>5</div> </div>
<p>DAY 5</p> <p><b>QUICK CHECK</b></p> <p><math>8+9=</math></p> <p><math>9+5=</math></p>	<p>Complete the number bond.</p> <div> <div>15</div> <div>8</div> <div></div> </div>	<p>Write the time shown on the clock.</p> <div> <div>:</div> </div>	<p>Complete the fact family</p> <p>9, 3, 12</p>

Name:

## 5-A-DAY MATH SUMMER REVIEW

Week 4

Date

DAY 1

## QUICK CHECK

$$\begin{array}{l} 4-4= \\ 8-6= \end{array} \quad \begin{array}{l} 5-3= \\ 8-1= \end{array}$$

Complete the pattern:

2	4		8
10		14	

Circle the number in the tens place.

47

Use &lt;, &gt;, or =.

$$4+6 \square 9+4$$

$$22+10=$$

$$84-10=$$

DAY 2

## QUICK CHECK

$$\begin{array}{l} 7-4= \\ 8-2= \end{array} \quad \begin{array}{l} 6-3= \\ 9-5= \end{array}$$

Complete the pattern:

10	20	30	

Circle the number in the ones place.

36

Use &lt;, &gt;, or =.

$$7+4 \square 10+3$$

$$54+10=$$

$$63-10=$$

DAY 3

## QUICK CHECK

$$\begin{array}{l} 4-1= \\ 10-7= \end{array} \quad \begin{array}{l} 5-3= \\ 6-4= \end{array}$$

Circle the number in the tens place.

82

Complete the pattern:

5		15	
25			40

Use &lt;, &gt;, or =.

$$6+6 \square 8+4$$

DAY 4

## QUICK CHECK

$$\begin{array}{l} 4-2= \\ 7-3= \end{array} \quad \begin{array}{l} 8-5= \\ 6-1= \end{array}$$

Circle the number in the hundreds place.

279

Complete the pattern:

5	6	7	
	10	11	

Use &lt;, &gt;, or =.

$$5+5 \square 6+3$$

$$48+10=$$

$$79-10=$$

DAY 5

## QUICK CHECK

$$\begin{array}{l} 5-4= \\ 3-2= \end{array} \quad \begin{array}{l} 9-6= \\ 8-4= \end{array}$$

Complete the pattern:

	30	40	
60			90

Circle the number in the ones place.

29

Use &lt;, &gt;, or =.

$$9+2 \square 7+6$$

$$23+10=$$

$$55-10=$$




Journal Entry #1

Handwriting practice lines consisting of solid top and bottom lines with a dashed midline, repeated across the page.



## Journal Entry #2



A series of horizontal lines for handwriting practice, consisting of solid top and bottom lines with a dashed midline, repeated multiple times across the page.



## SECOND EDITION

## LEVEL 1: TRICK WORDS (in alphabetical order)

Total Words: 93


a	is	they
about	little	to
also	look	too
and	many	try
another	may	two
any	me	very
are	month	want
as	Mr.	was
be	Mrs.	water
been	my	way
being	new	we
between	none	were
by	nothing	what
called	now	when
come	number	where
could	of	who
day	one	why
do	or	word
does	other	work
down	our	would
each	out	write
first	over	you
for	own	your
friend	people	
from	put	
good	said	
has	say	
have	says	
he	see	
her	she	
here	should	
his	some	
how	the	
I	their	
into	there	

Name \_\_\_\_\_

## 2024 Summer Reading Adventure at SKS

### Required Reading:

*A Garden to Save the Birds* by Wendy McClure



### Assignment: Entering 2nd Grade

1. Read *A Garden to Save the Birds* for pleasure.
2. After reading, write 3 discussion questions you will share with your class during our September Book Club Meeting.
3. Use the attached sheet to write all questions.
4. Remember, your job is to create a list of questions to help discuss the book you are reading. Try to create questions that will make your group think. As you read, the best discussion questions usually come from your thoughts, feelings, and concerns.
4. Use the "Start a Discussion" question stems if you need help getting started.

### Start a Discussion!

Why would...

What do you think....

I wonder why...

Did you like how...


What if...

How does...

Name \_\_\_\_\_

Book Title \_\_\_\_\_

Summer Reading Adventure  
Discussion Questions



Question #1

\_\_\_\_\_

\_\_\_\_\_

\_\_\_\_\_

Question #2

\_\_\_\_\_

\_\_\_\_\_

\_\_\_\_\_

Question #3

\_\_\_\_\_

\_\_\_\_\_

\_\_\_\_\_