

St. Katharine of Siena School

Summer 2024

First Grade

Supply List,

Summer Reading

And

Summer Math Packets

WELCOME TO FIRST GRADE!

Dear Families,

Summer is here, and we are happy to welcome your child to First Grade! In preparation for the coming year, we ask that your child completes the following tasks over the summer. We do not want your child to lose any of the valuable skills that they learned in Kindergarten this past year. It is so important to review the skills consistently, and to read, read, read!

Sight Words – Your child is expected to know all of the sight words learned in Kindergarten and will be assessed on the list during the first week of school. A list of the Kindergarten words is attached.

Math—Your child should know all addition and subtraction facts from 0-5 and will be assessed on them during the first trimester of school. They must also complete the attached math packet and hand it in on the first day of school.

Summer Reading - We would like each child to read two required books and complete the included pages during the summer. These assignments will be counted towards your child's first trimester grade and will be graded on completion, penmanship, effort and neatness.

Please have your child read:

- **How Rocket Learned to Read by Tad Hills** and complete the attached pages. (Please do not print the First, Next, Then, Last page or the drawing page back to back as these will be hung on our bulletin boards.)
- **A Garden to Save the Birds by Wendy McClure** and complete the attached assignment.

Daily Reading- We ask that each child read for at least 60 minutes per week. While there is no log to complete, THIS IS PROBABLY THE MOST IMPORTANT THING YOU CAN DO FOR YOUR INCOMING FIRST GRADER (other than having a fun summer of course.) If you would like book suggestions, Google 'First Grade Book Lists' and choose books appropriate for your child.

IXL Summer Boost - The IXL App offers 20 day skills plans for both language arts and math. These are great for both review and refresh!

www.ixl.com/math/skill-plans/ixl-summer-boost-grade-1

<https://www.ixl.com/ela/skill-plans/ixl-summer-boost-grade-1>

All incoming 1st Grade summer assignments and information can be found on the school website under the "Parents" tab.

Your child will need a snack or pretzel money for morning recess. Please keep in mind that the snack will be eaten outside at recess, so it should be separate from their lunch. First Grade does not have an afternoon snack. On the first day of school your child must provide a note stating how he/she will normally go home throughout the year. For example, Radnor - Bus #, Walkers, Car riders, or CARES. During the school year, if your child is going home a different way, a note or email must be sent to the teacher.

Listed below are the supplies needed for the first day of school. **Please label everything -supplies, sweatshirts, lunch boxes, water bottles, etc.**

We kindly ask that you stick to the specific supply list below. Please do not send extra classroom or student items as we do not have the space for them. If or when we need more items, we will let you know.

- One 4x6 or 5x7 picture of just your child to be displayed in the classroom throughout the year
- 1 pack of 100 3x5 index cards (not on rings)
- 6 STURDY plastic 2 pocket folders
- A pair of kids scissors
- 4 large glue sticks
- One box (12) of colored pencils
- One box (24) of crayons
- One box (10) of thin markers
- One highlighter
- At least 6 SHARPENED pencils
- 1 box of tissues
- 1 tube of Clorox wipes
- 1 roll of paper towels
- 1 large box of quart size "SLIDER" storage bags

Other items, such as supply boxes, pencil cases and copybooks will be distributed to each child on the first day of school. (These were paid for in the supply fee.)

Have a safe and restful summer!

Sincerely,

Mrs. Tracy Barausky

Miss McKinnon Coleman

Mrs. Melissa Thornton











































Rising First Grade Sight Words for Summer Practice


all	has	play
an	have	said
and	he	see
are	her	she
as	here	the
at	his	they
be	I	to
big	is	two
by	it	was
can	jump	we
come	like	what
did	little	when
do	look	with
down	me	you
eat	my	name
for	no	read
from	of	circle
go	one	color
good	or	cut

Alphabet Practice

Name _____

Directions—Write each letter of the alphabet in order from Aa to Zz.

 _____ _____	 _____ _____	 _____ _____	 _____ _____	 _____ _____	 _____ _____
 _____ _____	 _____ _____	 _____ _____	 _____ _____	 _____ _____	 _____ _____
 _____ _____	 _____ _____	 _____ _____	 _____ _____	 _____ _____	 _____ _____
 _____ _____	 _____ _____	 _____ _____	 _____ _____	 _____ _____	 _____ _____
 _____ _____	 _____ _____	 _____ _____	 _____ _____	 _____ _____	 _____ _____
 _____ _____	 _____ _____	 _____ _____	 _____ _____	 _____ _____	 _____ _____
 _____ _____	 _____ _____	 _____ _____	 _____ _____	 _____ _____	 _____ _____



Name _____

We read *How Rocket Learned to Read* by Tad Hills. Answer the questions below.

1. Did Rocket learn his letters?

Yes no

2. Did Rocket learn to read?

Yes no

3. Do you know your letters?


Yes no

4. What do you think Rocket will learn next?

.....

5. What do you want to learn next?

.....



©dianne j hook

Name _____

Use words from the word bank to finish the sentences.

bird dog learn read winter

1. Rocket is a _____.

2. The _____ is yellow.

3. The bird went away for the _____.

4. The bird _____ a book.

5. The bird helped Rocket _____
his letters.


How did bird teach Rocket how to read?

First, _____

Next, _____

Then, _____


Last, _____



Little Yellow Bird's Classroom

Name -----

Directions: Draw and label the little yellow bird's classroom. Include Rocket and the bird in your picture.




Name _____

2024 Summer Reading Adventure at SKS

Required Reading:

A Garden to Save the Birds by Wendy McClure



Assignment: Entering 1st Grade

1. Read *A Garden to Save the Birds* for pleasure.
2. After reading, write 2 discussion questions you will share with your class during our September Book Club Meeting.
3. Use the attached sheet to write all questions.
4. Remember, your job is to create a list of questions to help discuss the book you are reading. Try to create questions that will make your group think. As you read, the best discussion questions usually come from your thoughts, feelings, and concerns.
4. Use the "Start a Discussion" question stems if you need help getting started.

Start a Discussion!

Why would...
What do you think.....
I wonder why...
Did you like how...
What if...
How does...

Name _____ Book Title _____

Summer Reading Adventure Discussion Questions

Question #1

Question #2



Name: _____

Write each number and number word, using the handwriting lines appropriately.

0 zero

1 one

2 two

3 three

4 four

5 five

6 six

7 seven

8 eight


9 nine

10 ten

Name: _____



Monkey Problems



Direction: Find the sum or difference.

$$\begin{array}{r} 9 \\ - 5 \\ \hline \square \end{array}$$

$$\begin{array}{r} 3 \\ + 4 \\ \hline \square \end{array}$$

$$\begin{array}{r} 7 \\ - 2 \\ \hline \square \end{array}$$

$$\begin{array}{r} 4 \\ + 6 \\ \hline \square \end{array}$$

$$\begin{array}{r} 8 \\ + 1 \\ \hline \square \end{array}$$

$$\begin{array}{r} 6 \\ + 2 \\ \hline \square \end{array}$$

$$\begin{array}{r} 4 \\ - 3 \\ \hline \square \end{array}$$

$$\begin{array}{r} 1 \\ + 1 \\ \hline \square \end{array}$$

$$\begin{array}{r} 9 \\ - 3 \\ \hline \square \end{array}$$

$$\begin{array}{r} 5 \\ - 2 \\ \hline \square \end{array}$$

$$\begin{array}{r} 2 \\ - 2 \\ \hline \square \end{array}$$


$$\begin{array}{r} 7 \\ + 3 \\ \hline \square \end{array}$$

$$\begin{array}{r} 6 \\ - 4 \\ \hline \square \end{array}$$

$$\begin{array}{r} 5 \\ + 4 \\ \hline \square \end{array}$$

$$\begin{array}{r} 8 \\ - 0 \\ \hline \square \end{array}$$

$$\begin{array}{r} 5 \\ + 5 \\ \hline \square \end{array}$$



Name _____ Numbers 1-30

Write the number that comes **after**.

17 _____

24 _____

19 _____

5 _____

29 _____

13 _____

Write the number that comes **before**.

_____ 8

_____ 16

_____ 30

_____ 10

_____ 23

_____ 27

Write the number that comes **between**.

16 _____ 18

23 _____ 25

7 _____ 9

19 _____ 21

9 _____ 11

4 _____ 6


Fill in the missing numbers.

4	5			8					
---	---	--	--	---	--	--	--	--	--


	17		19		21	22			
--	----	--	----	--	----	----	--	--	--

Lesson #6

1. Circle the one that is not a triangle.



K.G.2

2. How many in all?  +  = ___ pumpkins

1.OA.1

3. Write the number nine. _____

1.NBT.1

4. Circle the group that has fewer.



K.CC.6

5. What number comes before 7? _____

1.NBT.1

6. Which shows an equal sign?

+ or =

1.OA.7

7. What number comes next? 17, 18, _____

1.NBT.1

8. How many in all?  +  = ___ hamburgers

1.OA.1

9. Which sign tells you to add? + or =

K.OA.1

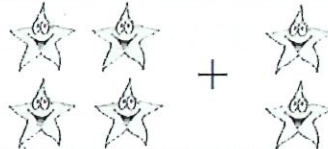





10. How much money is this?



_____ ¢


2.MD.8
(Prep)

Lesson #7

1.OA.1	1. How many stars in all?  + = ____ stars
1.NBT.1	2. Circle the word that says 6. four seven six
1.NBT.1	3. Fill in the missing numbers. 0, ____, ____, ____, ____, ____, ____, ____, ____, ____, 10
K.G.2	4. Draw two triangles.
1.NBT.1	5. How many trucks are there?  ____ trucks
1.OA.6	6. $1 + 1 =$ ____
1.NBT.1	7. Which number comes next? 10, 11, 12, ____
K.MD.2	8. Which is heavier?  
1.OA.1	9. How many boats in all?  = ____ boats
2.MD.8 (Prep)	10. How much money is shown? ____ ¢ 

Lesson #8

1. Draw a small circle next to the dog.



K.G.1

2. How many rabbits in all?



1.OA.1

3. Is this shape a triangle? no yes



K.G.2

4. Circle the number word for 8. ten eight

1.NBT.1

5. Which group has more?



K.CC.6

6. What number comes next? 5, 6, 7, _____

1.NBT.1

7. Circle the shape that doesn't belong.




K.G.2

8. $2 + 1 =$ _____

1.OA.6

9. On a clock, the short hand is the *hour hand*.



What time is it?

1.MD.3

_____ o'clock

10. How much money is this?



_____ ¢

2.MD.8
(Prep)

Lesson #9

1. Circle the picture that shows $1 + 3 = 4$.



2. $3 + 2 = 5$ is an *addition sentence*.

Write $3 + 2 = 5$ on the line. _____

3. What number comes before 11? _____

4. What is the name of this shape?  square circle

5. The *sum* tells how many in all. $3 + 3 = 6$

sum

Write *sum* on the line. _____

6. Write the numbers 1 to 5. _____, _____, _____, _____, _____

7. Circle the dog that is third.



8. Circle the greater number.

8

5

9. What time is it?



_____ o' clock

10. Which word says 4?

four

five

Lesson #10

1. This shape is a *rectangle*.  Draw one.

K.G.2

2. How many in all?  2 +  4 =





1.OA.1

3. What number comes next?
Count by 2s. 2, 4, 6,

1.OA.5

4. What number comes after 19?

1.NBT.1

5. Circle the fruit that is fourth.    

K.CC.4

6. Which word tells how many in all? sum circle

1.OA.7

7. How many in all? Write an addition sentence.

 2 +  2 = flowers


1.OA.1

8. The word five is what number? 4 5

1.NBT.1

9. What time is it?

 o'clock



1.MD.3













10. How much money is this?








 ¢

2.MD.8
(Prep)

Lesson #11

K.G.2	<p>1. Circle the shape that doesn't belong.    </p>
1.OA.1	<p>2. How many in all? Write an addition sentence.</p> <div style="display: flex; align-items: center; justify-content: center;">   </div> <p style="text-align: center;">_____ + _____ = _____</p>
1.NBT.1	<p>3. What number comes after 12? _____</p>
1.OA.1	<p>4. What word tells how many in all? circle sum</p>
K.G.2	<p>5. Draw a rectangle.</p>
1.NBT.1	<p>6. Write the number to match the word. ___ seven ___ nine</p>
1.MD.3	<p>7. Does the clock show 2 o'clock?  yes no</p>
K.G.3	<p>8. Flat shapes are <i>two-dimensional</i>. Color these two-dimensional shapes.</p> <div style="display: flex; justify-content: center; align-items: center;">    </div>
1.NBT.1	<p>9. Circle the word that says 9. one ten nine</p>
2.MD.8 (Prep)	<p>10. How much money is this?   _____ ¢</p>



Lesson #12

1. Write an addition sentence.	 _____ + _____ = _____ buses	1.OA.1
2. What number comes before 18?	_____	1.NBT.1
3. How many in all?	 _____ + _____ = _____ books	1.OA.1
4. Circle the greater number.	7 9	K.CC.7
5. What time is it?	 _____ o'clock	1.MD.3
6. What shape is this?	 triangle rectangle	K.G.2
7. Which sign tells you to add?	+ =	1.OA.1
8. What word says 10?	two ten	1.NBT.1
9. What 2 numbers come next?	8, 9, 10, _____, _____	1.NBT.1
10. How much money is this?	 _____ ¢	2.MD.8 (Prep)

Lesson #13


1. Write the sum. $0 + 2 = \underline{\quad}$

2. How many in all?  _____ pigs

3. Write an addition sentence.  
 _____ + _____ = _____

4. Which word says 7? three seven six

5. Circle the group that has fewer.  

6. What is this shape?  circle rectangle





7. Which number is smaller? 6 12

8. Draw a plus sign. It tells you to add. _____







9. Circle the group that has more.  

10. How much money is this?  _____ ¢

Lesson #14

1. Write an addition sentence.	  _____ + _____ = _____	1.OA.1
2. Which number is an eight?	6 3 8	1.NBT.1
3. Write the sum.	1 + 5 = _____	1.OA.6
4. Count by 2s.	2, 4, 6, _____, _____	1.OA.5
5. What time is it?	 _____ o'clock	1.MD.3
6. What number comes after 18?	_____	1.NBT.1
7. Draw a circle.		K.G.2
8. What word tells how many in all?	sum penny	1.OA.1
9. Which word says 3?	two three	1.NBT.1
10. How much money is this?	 _____ ¢	2.MD.8 (Prep)

Lesson #15

K.G.2	1. Is this a rectangle?		yes	no
L.OA.1	2. Write an addition sentence.	$\underline{\quad\quad} + \underline{\quad\quad} = \underline{\quad\quad}$		
K.CC.6	3. Circle the group that has fewer.			
L.OA.6	4. Write the sum.	$2 + 1 = \underline{\quad}$		
L.NBT.1	5. How many in all?		$\underline{\quad}$ mice	
K.G.3	6. Flat shapes are <i>two-dimensional</i> . Color these two-dimensional shapes.			
L.NBT.1	7. What number is missing?	$7 \underline{\quad} 9$		
L.MD.3	8. What time is it?		$\underline{\quad\quad}$ o'clock	
L.OA.7	9. Write a plus sign.	$\underline{\quad\quad}$		
L.MD.8 (Prep)	10. Is a		worth 5¢?	yes no