



Welcome almost third graders!

We can't wait to meet you! We hear you are AMAZING!

Mrs. Bondi and Mr. Gavin are SO EXCITED to get to know you next year! It is hard to believe that summer is here. It is time to relax, vacation, practice your math facts, and READ! Please take time each day to practice your math facts and read a variety of books. Practicing your math facts will have you prepared for third-grade math. Books can open up a whole new world for you. This summer, your soon-to-be third-grade teachers would like you to complete the math packet and read two books as assignments for third grade. We would love to hear about the many adventures you have while reading many books, but the following are required reading. The math and reading assignments are included on the SKS website under the summer math and reading link for THIRD GRADE!

(You may need additional paper for the math and reading assignments.) ☺

Enjoy and have a wonderful summer!

Mrs. Bondi (Room 5)

Mr. Gavin (Room 6)

REQUIRED SCHOOL SUPPLIES FOR THE NEXT SCHOOL YEAR

24 #2 Pencils	12 inch ruler (non-bendable)
2 packages 3x5 index cards	1 pair of earphones for Chromebook
24 pack of colored pencils	small pencil case - for inside desk
24 pack of crayons	scissors
1 box broad line markers (classic)	1 roll of paper towels
4 large/6 small glue sticks	4 boxes of tissues
1 eraser	2 containers of wipes
2 highlighters	3 Folders (sturdy, 2 pockets)

*** art box will be supplied**

All other items will be supplied through the stationary fee.

3rd Grade Summer Reading Selections

All incoming 3rd graders will be required to read the following two selections and complete the attached assignments that accompany each reading assignment. These assignments must be completed and returned on the first day of school. The assignments will be graded assignments for the first trimester. These are mandatory readings and assignments. Thank you!

Assignments:

Nonfiction Required Reading: Read and discuss the one book, one school choice for our grade: *Boxitects*.

Fiction Required Reading: Choose ONE of three novels: 1. *Cam Jansen (The Case of the Stolen Diamonds)*, by David A. Adler, *The Year of Billy Miller*, by Kevin Henkes, or *Charlottes Web*, by E.B. White. Complete the attached reading log after each chapter as it is read. Write one complete sentence that describes something that happened in **each** chapter. It does not have to be a summary of the chapter. The sentence includes something you read that is exciting or interesting. After completing the book, complete the Fiction Book Report Page in its entirety. Please use complete sentences and be neat and organized. (You will need to print additional pages for your journal depending on your book choice.)

Due Dates: All summer work is due Wednesday, Sep 6, 2023 .

Please continue to review 2nd grade Foundations Trick words for mastery! You can also practice Math facts and ELA skills on IXL until July 31st!

See attached list!

Have a great summer!

Mrs. Bondi & Mr. Gavin

SECOND EDITION

LEVEL 2: TRICK WORDS (in alphabetical order)

Total Words: 84

again	know	world
against	large	young
always	laugh	
America	learn	
animal	lose	
answer	Monday	
August	mother	
away	move	
beautiful	night	
both	ocean	
bought	often	
breakfast	once	
brother	only	
brought	picture	
carry	piece	
change	place	
city	please	
country	pretty	
couple	pull	
cousin	ready	
daughter	right	
December	Saturday	
different	school	
done	shall	
early	something	
earth	son	
eight	special	
enough	sure	
every	talk	
family	thought	
father	Thursday	
favorite	together	
February	tomorrow	
full	trouble	
goes	Tuesday	
great	use	
head	used	
house	walk	
January	Wednesday	
July	whose	
knew	won	

My FICTION BOOK REPORT

by:

(your name)

Title:

Author:

GENRE

- ☐ realistic fiction
- ☐ historical fiction
- ☐ science fiction

- ☐ scary fiction
- ☐ fantasy
- ☐ other

Name and describe
the main characters

Describe the main
conflict in this story.

Tell how the
conflict was resolved.

Setting

This story mostly takes place _____

Draw the main setting.

I rate this book



Name: _____

Date: _____

Summer Reading Log

Book Title: _____

Journal Entry Date: _____

Chapter _____

Write one sentence about the Chapter.

Journal Entry Date: _____

Chapter _____


Write one sentence about the Chapter.

Name _____

2023 Summer Reading Adventure at SKS

Required Reading:

Boxitects by Kim Smith



Assignment: Entering 3rd Grade

1. Read *Boxitects* by Kim Smith for pleasure.
2. After reading, write 3 discussion questions you will share with your class during our September Book Club Meeting.
3. Use the attached sheet to write all questions.
4. Remember, your job is to create a list of questions to help discuss the book you are reading. Try to create questions that will make your group think. As you read, the best discussion questions usually come from your thoughts, feelings, and concerns.
4. Use the "Start a Discussion" question stems if you need help getting started.

Start a Discussion!

Why would...

What do you think.....

I wonder why...

Did you like how...


What if...

How does...

Name _____

Book Title _____

Summer Reading Adventure
Discussion Questions

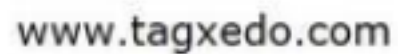


Question #1

Question #2

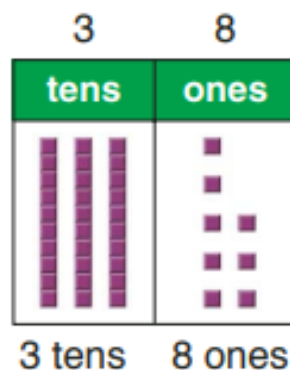
Question #3

Mr. Gavin



Expanded Form

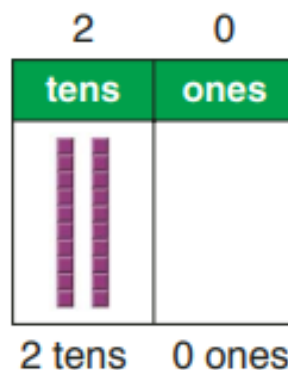
A place-value chart can help you write numbers in **expanded form**, a way to write a number that shows the place value of each of its digits.



Think

$$3 \text{ tens} = 30 \quad 8 \text{ ones} = 8$$

$30 + 8$ is the expanded form of 38.



Think

$$2 \text{ tens} = 20 \quad 0 \text{ ones} = 0$$

$20 + 0$ is the expanded form of 20.

Complete. Write each number in expanded form.

1. 4 tens 1 one = ?
 ? + ?

2. 6 tens 3 ones = ?
 ? + ?

3. 2 tens 2 ones = ?
 ? + ?

4. 5 tens 7 ones = ?
 ? + ?

5. 7 tens 6 ones = ?
 ? + ?

6. 9 tens 5 ones = ?
 ? + ?

7. 1 ten 4 ones = ?
 ? + ?

8. 4 tens 8 ones = ?
 ? + ?

9. 7 tens 0 ones = ?
 ? + ?

10. 3 tens 3 ones = ?
 ? + ?

11. 8 tens 9 ones = ?
 ? + ?

12. 6 tens 0 ones = ?
 ? + ?

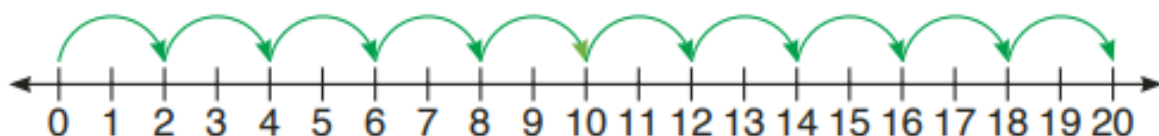
Algebra

Count by 2s, 5s, 10s

You can count whole numbers: 0, 1, 2, . . .

Count by 2s.

Start at zero. Count by 2s to 20.

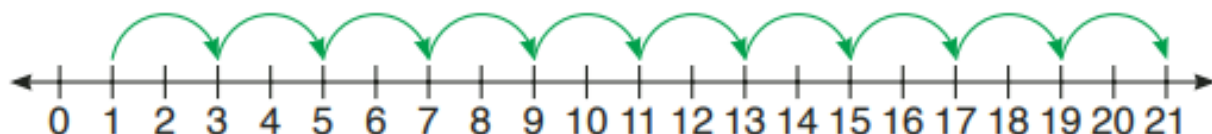


0, 2, 4, 6, 8, 10, 12, 14, 16, 18, 20

These numbers are called **even numbers**.

Even numbers end with the digits **0, 2, 4, 6, or 8**.

Start at one. Count by 2s to 21.



1, 3, 5, 7, 9, 11, 13, 15, 17, 19, 21

These numbers are called **odd numbers**.

Odd numbers end with the digits **1, 3, 5, 7, or 9**.

Count by 5s to 50.

0, 5, 10, 15, 20, 25, 30, 35, 40, 45, 50

Count by 10s to 100.

0, 10, 20, 30, 40, 50, 60, 70, 80, 90, 100

Count by 2s, 5s, or 10s.

1. Count by 2s.

Start at 12.

End at 26.

2. Count by 2s.

Start at 21.

End at 35.

3. Count by 5s.

Start at 15.

End at 40.

4. Count by 10s.

Start at 40.

End at 80.

Subtraction Facts Through 18

Subtract: $13 - 4 = ?$

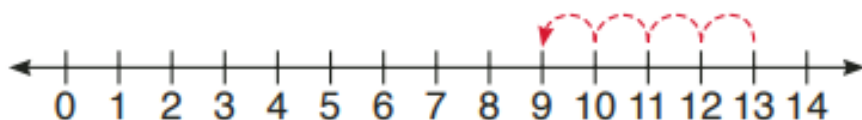


$$\begin{array}{r} 13 \\ - 4 \\ \hline 9 \end{array}$$

difference

You can use the number line to subtract.

Start at 13.
Count back 4.



$$13 - 4 = 9$$

number sentence

$$\begin{array}{r} 13 \\ - 4 \\ \hline 9 \end{array}$$

If you subtract zero from a number,
the difference is the number.

$$7 - 0 = 7$$

If you subtract a number from
itself, the difference is zero.

$$7 - 7 = 0$$

Subtract. You may use a number line.

1. $\begin{array}{r} 6 \\ - 3 \\ \hline \end{array}$

2. $\begin{array}{r} 10 \\ - 4 \\ \hline \end{array}$

3. $\begin{array}{r} 3 \\ - 2 \\ \hline \end{array}$

4. $\begin{array}{r} 12 \\ - 8 \\ \hline \end{array}$

5. $\begin{array}{r} 11 \\ - 2 \\ \hline \end{array}$

6. $\begin{array}{r} 18 \\ - 9 \\ \hline \end{array}$

7. $\begin{array}{r} 14 \\ - 6 \\ \hline \end{array}$

8. $\begin{array}{r} 8 \\ - 0 \\ \hline \end{array}$

9. $\begin{array}{r} 7 \\ - 7 \\ \hline \end{array}$

10. $\begin{array}{r} 12 \\ - 3 \\ \hline \end{array}$

11. $\begin{array}{r} 16 \\ - 8 \\ \hline \end{array}$

12. $\begin{array}{r} 10 \\ - 5 \\ \hline \end{array}$

13. $9 - 5$

14. $6 - 4$

15. $16 - 7$

16. $15 - 6$

Algebra

Mental Math Strategies

- ▶ You can use fact families to subtract mentally.

Subtract: $11 - 6 = \underline{\quad}$

Think

$6 + 5 = 11$ So $11 - 6 = 5$.

Remember the fact family for 5, 6, and 11.

$$\begin{array}{r} 6 \\ + 5 \\ \hline 11 \end{array} \quad \begin{array}{r} 5 \\ + 6 \\ \hline 11 \end{array} \quad \begin{array}{r} 11 \\ - 6 \\ \hline 5 \end{array} \quad \begin{array}{r} 11 \\ - 5 \\ \hline 6 \end{array}$$

- ▶ You can use doubles to add and subtract mentally.

Doubles Plus 1

Add: $8 + 7 = \underline{\quad}$
Think: $7 + 7 = 14$

1 more than
 $7 + 7$ $8 + 7 = 15$

Subtract: $15 - 7 = \underline{\quad}$
Think: $14 - 7 = 7$

1 more than
 $14 - 7$ $15 - 7 = 8$

Doubles Minus 1

Add: $4 + 5 = \underline{\quad}$
Think: $5 + 5 = 10$

1 less than
 $5 + 5$ $4 + 5 = 9$

Subtract: $9 - 5 = \underline{\quad}$
Think: $10 - 5 = 5$

1 less than
 $10 - 5$ $9 - 5 = 4$

- ▶ Look for doubles.
Add: $4 + 4 + 5 = \underline{\quad}$

$4 + 4 + 5 = 13$

8 **Think**
 $8 + 5 = 13$

- Look for sums of ten.
Add: $8 + 3 + 7 = \underline{\quad}$

$8 + 3 + 7 = 18$

10 **Think**
 $8 + 10 = 18$

Add or subtract mentally.

Tell the strategy that helped you find the answer.

1. $15 - 8$

2. $6 + 7$

3. $4 + 3$

4. $11 - 6$

5. $3 + 7 + 9$

6. $9 + 1 + 8$

7. $6 + 4 + 6$

Fractions: Part of a Whole

- A **fraction** can name part of a whole.


Count the number of equal parts shaded blue: **3**

Count the total number of equal parts: **4**

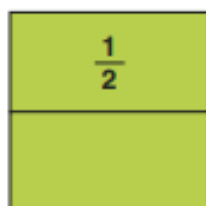
To tell the part of the whole shaded blue, write the fraction $\frac{3}{4}$.

Read $\frac{3}{4}$ as: three fourths.

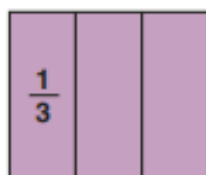
Word name: three fourths




- Each figure is divided into equal parts. The number of equal parts names the fractional parts.



2 equal parts
halves



3 equal parts
thirds



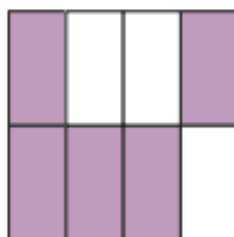
8 equal parts
eighths

Write the fraction and word name for the shaded part of each figure.

1.



2.



3.

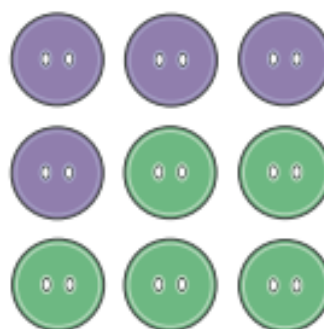


Fractions: Part of a Set

Fractions can name part of a set or groups of objects.

$\frac{4}{9}$ of the buttons are purple.

$\frac{5}{9}$ of the buttons are green.




Write the fraction for the part of each set that is shaded. Then write the fraction for the part that is not shaded.



Write the fraction for each.

5. What fractional part of the flowers is purple?
6. What fractional part of the flowers is *not* purple?
7. What fractional part of the flowers is drooping?
8. What fractional part of the flowers is *not* drooping?

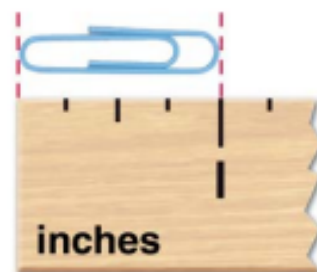


Inch and Centimeter

The **inch (in.)** is a customary unit used to measure length.

The inch can be used to measure small objects.

The length of a small color paper clip is *about* 1 inch (1 in.)



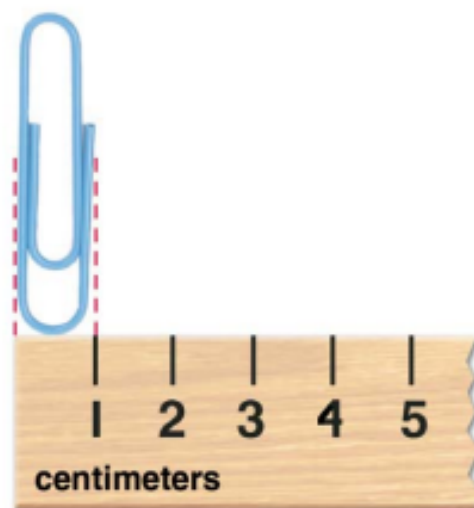
A small color paper clip is a benchmark for an inch.

A **benchmark** is an object of known measure that can be used to estimate the measure of other objects.


The **centimeter (cm)** is a metric unit used to measure length.

The centimeter can be used to measure small objects.

The width of a large paper clip is *about* 1 centimeter (1 cm). This is a benchmark for a centimeter.



Estimate how long each is.
Then measure with an inch ruler.



Draw a line for each length.

3. 3 cm

4. 7 cm

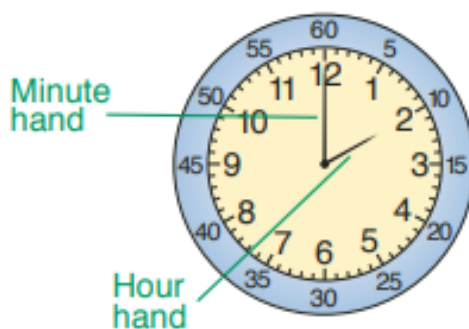
5. 12 cm

6. 10 cm

Hour, Half Hour

The short hand on a clock tells the **hour (h)**. The long hand tells how many **minutes (min)**.

$$\begin{aligned} 1 \text{ hour} &= 60 \text{ minutes} \\ 1 \text{ h} &= 60 \text{ min} \end{aligned}$$



Read this time as: two o'clock.


Write in standard form as: 2:00.

Digital Time →



There are 30 minutes in one **half hour**.

Read this time as: two thirty,
or half past two,
or thirty minutes after two.



Write in standard form as: 2:30.

Write the time in standard form.

1.



2.



3.



Draw the time. Show the hour and minute hands.

4.



5.



6.



7.



8. four o'clock

9. six o'clock

10. half past 8

11. six thirty

A.M. and P.M.

Using A.M. and P.M. after a time helps people know whether the time is day or night.

The letters **A.M.** show the 12 hours from 12 midnight to 12 noon.

The letters **P.M.** show the 12 hours from 12 noon to 12 midnight.

12:00 in the day is noon. You might be eating lunch at noon.

12:00 at night is midnight. You are probably sleeping at midnight.

Write the time, using A.M. or P.M.

1.



get ready for school

2.



go to the store

3.



eat a snack

4.



the moon shines

5.



feed the dog

6.



play soccer

7. Write the time a half hour before midnight.

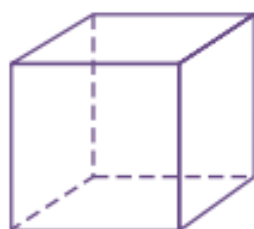
8. Write the time a half hour after noon.

9. Name something you do at 10 A.M.
and something you do at 10 P.M.

10. Write the time that your school begins
and the time that your school ends.

Solid Figures

Solid figures are not flat.



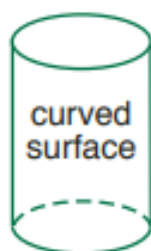
cube



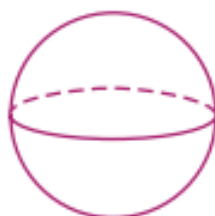
pyramid



rectangular
prism



cylinder



sphere



cone

Write the name of the solid figure each object is shaped like.

1.



2.



3.



4.



5.



6.



7. Name some objects in the classroom, home, or outdoors that have the shape of solid figures.