

St. Katharine of Siena School

Summer 2022

First Grade

Supply List,

Summer Reading

And

Summer Math Packets

WELCOME TO FIRST GRADE!

Dear Families,

We are happy to welcome your child to First Grade! Listed below are the supplies needed for the first day of school. Please make sure that all supplies are "out of their packages" and that all pencils are sharpened. Please label everything -supplies, sweatshirts, lunch boxes, etc.

We request that your child not use a book bag with wheels. Regular backpacks are adequate for first grade but be sure they are full size.

Your child will need a snack for morning recess. Kindly keep in mind that there may not be any pretzels sold during the first few days of school.

A 4x6 or 5x7 picture of just your child to be displayed in the classroom throughout the year

2 packs of 100 3x5 index cards

4 STURDY 2 pocket folders (The plastic ones seem to hold up best!)

A pair of kids scissors

4 large glue sticks in a ziplock bag with your child's name on it

One box (12) of colored pencils

One box (24) of crayons

One box (10) of thin markers

One Highlighter

A 12 inch with centimeters hard plastic or wooden ruler

6 SHARPENED pencils

1 box of tissues

1 tube of Clorox wipes

A roll of paper towels

1 large box of quart size "SLIDER" storage bags

1 box gallon size "SLIDER" storage bags

Supply boxes, pencil cases and copybooks will be distributed to each child on the first day of school. (These were paid for in the supply fee.)

It is extremely important that your child is prepared for school each day. On the first day of school your child must provide a note stating how he/she will normally go home throughout the year. For example, Radnor - Bus #, Walkers, Car riders, etc. During the school year, if your child is going home a different way, a note must be given to the teacher. Thank you!

Have a safe and restful summer!

Dear Families,

Summer is here! In preparation for the coming year, we ask that your child completes the following tasks over the summer. We do not want your child to lose any of the valuable skills that they learned in Kindergarten this past year. It is so important to constantly review!

Sight Words – Your child is expected to know all of the sight words learned in Kindergarten and will be assessed on the list during the first week of school. A list of the Kindergarten words is attached.

Math–Your child should know all addition and subtraction facts from 0-5 and will be assessed on them during the first trimester of school. They must also complete the attached math packet and hand it in on the first day of school.

Summer Reading - We would like each child to read 2 required books and complete the included pages during the summer.

Please have your child read:

- **How Rocket Learned to Read by Tad Hills** and complete the attached pages.
- **SKS One Book, One School ~ Summer 2022 Reading: Step Into Reading- Disney Encanto Mirabel's Discovery by Vicky Weber** and complete the attached assignment.

* These assignments will be counted towards your child's 1st trimester grade and will be graded on completion, penmanship, effort and neatness.

Daily Reading: We are asking that each child read for at least 60 minutes per week. **While there is no log to complete, THIS IS PROBABLY THE MOST IMPORTANT THING YOU CAN DO FOR YOUR INCOMING FIRST GRADER** (other than having a fun summer of course.) If you would like book suggestions, Google 'First Grade Book Lists' and choose books appropriate for your child.

All incoming 1st Grade summer assignments and information can be found on the school website under the "Parents" tab. We hope you have a wonderful summer!

Sincerely,

Miss Katie Tosti

Mrs. Quinn Hallinan

Mrs. Melissa Thornton

Rising First Grade Sight Words for Summer Practice

a
all
am
and
are
at
ate
away
be
big
black
blue
brown
but
came
can
come
did
do
down
does
eat
find
five
for
four
funny
get
go
good
have
he

help
here
i
into
is
it
jump
little
like
live
look
make
me
must
my
new
no
not
now
one
once
one
our
out
play
please
pretty
ran
red
ride
run
said


saw
say
see
she
so
soon
the
that
there
they
three
this
to
too
two
up
upon
under
want
was
we
well
went
what
where
white
who
will
with
yellow
yes
you

Name _____

2022 Summer Reading Adventure at SKS

Required Reading:

Step Into Reading- Disney *Encanto Mirabel's Discovery* by Vicky Weber



Assignment: Entering 1st Grade

1. Read Step Into Reading - Disney *Encanto Mirabel's Discovery* by Vicky Weber for pleasure.
2. After reading, write 2 discussion questions that you will share with your class during our September Book Club Meeting.
3. Use the attached sheet to write all questions.
4. Remember, your job is to create a list of questions that will help to discuss the book you are reading. Try to create questions that will make your group really think. The best discussion questions usually come from your own thoughts, feelings, and concerns as you read.
4. Use the "Start a Discussion" question stems if you need help getting started.

Start a Discussion!


Why would...
What do you think.....
I wonder why...
Did you like how...
What if...
How does...

Name _____ Book Title _____

Summer Reading Adventure
Discussion Questions

Question #1

Question #2



Name _____

We read *How Rocket Learned to Read* by Tad Hills. Answer the questions below.

1. Did Rocket learn his letters?

Yes no

2. Did Rocket learn to read?


Yes no

3. Do you know your letters?

Yes no

4. What do you think Rocket will learn next?

5. What do you want to learn next?



©Adrienne J. Post

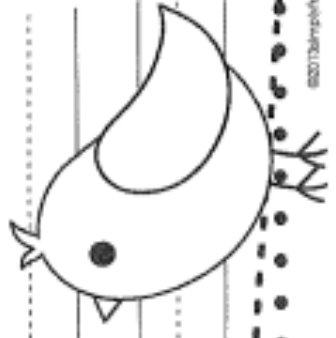
How did bird teach Rocket how to read?

First, _____

Next, _____

Then, _____

Last, _____



Name _____

Name: _____

Write each number and number word, using the handwriting lines appropriately.

0 zero

Handwriting lines for the number 0: a solid top line, a dashed middle line, and a solid bottom line.

1 one

Handwriting lines for the number 1: a solid top line, a dashed middle line, and a solid bottom line.

2 two

Handwriting lines for the number 2: a solid top line, a dashed middle line, and a solid bottom line.

3 three

Handwriting lines for the number 3: a solid top line, a dashed middle line, and a solid bottom line.

4 four

Handwriting lines for the number 4: a solid top line, a dashed middle line, and a solid bottom line.

5 five

Handwriting lines for the number 5: a solid top line, a dashed middle line, and a solid bottom line.

6 six

Handwriting lines for the number 6: a solid top line, a dashed middle line, and a solid bottom line.

7 seven

Handwriting lines for the number 7: a solid top line, a dashed middle line, and a solid bottom line.

8 eight

Handwriting lines for the number 8: a solid top line, a dashed middle line, and a solid bottom line.

9 nine

Handwriting lines for the number 9: a solid top line, a dashed middle line, and a solid bottom line.

10 ten

Handwriting lines for the number 10: a solid top line, a dashed middle line, and a solid bottom line.



1.
$$\begin{array}{r} 3 \\ + 5 \\ \hline \end{array}$$

2.
$$\begin{array}{r} 3 \\ + 7 \\ \hline \end{array}$$

3.
$$\begin{array}{r} 8 \\ + 0 \\ \hline \end{array}$$

4.
$$\begin{array}{r} 12 \\ + 1 \\ \hline \end{array}$$

5.
$$\begin{array}{r} 5 \\ + 5 \\ \hline \end{array}$$

6.
$$\begin{array}{r} 9 \\ + 3 \\ \hline \end{array}$$

7.
$$\begin{array}{r} 5 \\ + 6 \\ \hline \end{array}$$

8.
$$\begin{array}{r} 7 \\ + 9 \\ \hline \end{array}$$

9.
$$\begin{array}{r} 7 \\ + 2 \\ \hline \end{array}$$

10.
$$\begin{array}{r} 3 \\ + 5 \\ \hline \end{array}$$

11.
$$\begin{array}{r} 12 \\ + 0 \\ \hline \end{array}$$

12.
$$\begin{array}{r} 5 \\ + 2 \\ \hline \end{array}$$

13.
$$\begin{array}{r} 11 \\ + 7 \\ \hline \end{array}$$

14.
$$\begin{array}{r} 2 \\ + 9 \\ \hline \end{array}$$

15.
$$\begin{array}{r} 7 \\ + 1 \\ \hline \end{array}$$

16.
$$\begin{array}{r} 10 \\ + 3 \\ \hline \end{array}$$

17.
$$\begin{array}{r} 3 \\ + 2 \\ \hline \end{array}$$

18.
$$\begin{array}{r} 3 \\ + 3 \\ \hline \end{array}$$

19.
$$\begin{array}{r} 7 \\ + 8 \\ \hline \end{array}$$

20.
$$\begin{array}{r} 9 \\ + 4 \\ \hline \end{array}$$

21.
$$\begin{array}{r} 5 \\ + 5 \\ \hline \end{array}$$

22.
$$\begin{array}{r} 14 \\ + 6 \\ \hline \end{array}$$

23.
$$\begin{array}{r} 11 \\ + 2 \\ \hline \end{array}$$

24.
$$\begin{array}{r} 3 \\ + 0 \\ \hline \end{array}$$

25.
$$\begin{array}{r} 10 \\ + 6 \\ \hline \end{array}$$





1.
$$\begin{array}{r} 3 \\ - 2 \\ \hline \end{array}$$

2.
$$\begin{array}{r} 8 \\ - 5 \\ \hline \end{array}$$

3.
$$\begin{array}{r} 10 \\ - 7 \\ \hline \end{array}$$

4.
$$\begin{array}{r} 6 \\ - 1 \\ \hline \end{array}$$

5.
$$\begin{array}{r} 4 \\ - 0 \\ \hline \end{array}$$

6.
$$\begin{array}{r} 10 \\ - 6 \\ \hline \end{array}$$

7.
$$\begin{array}{r} 7 \\ - 4 \\ \hline \end{array}$$

8.
$$\begin{array}{r} 9 \\ - 5 \\ \hline \end{array}$$

9.
$$\begin{array}{r} 12 \\ - 5 \\ \hline \end{array}$$

10.
$$\begin{array}{r} 2 \\ - 2 \\ \hline \end{array}$$

11.
$$\begin{array}{r} 2 \\ - 1 \\ \hline \end{array}$$

12.
$$\begin{array}{r} 9 \\ - 0 \\ \hline \end{array}$$

13.
$$\begin{array}{r} 11 \\ - 3 \\ \hline \end{array}$$

14.
$$\begin{array}{r} 8 \\ - 4 \\ \hline \end{array}$$

15.
$$\begin{array}{r} 7 \\ - 2 \\ \hline \end{array}$$

16.
$$\begin{array}{r} 9 \\ - 1 \\ \hline \end{array}$$

17.
$$\begin{array}{r} 10 \\ - 3 \\ \hline \end{array}$$

18.
$$\begin{array}{r} 6 \\ - 4 \\ \hline \end{array}$$

19.
$$\begin{array}{r} 4 \\ - 2 \\ \hline \end{array}$$

20.
$$\begin{array}{r} 3 \\ - 0 \\ \hline \end{array}$$

21.
$$\begin{array}{r} 8 \\ - 3 \\ \hline \end{array}$$

22.
$$\begin{array}{r} 1 \\ - 0 \\ \hline \end{array}$$

23.
$$\begin{array}{r} 7 \\ - 5 \\ \hline \end{array}$$

24.
$$\begin{array}{r} 11 \\ - 10 \\ \hline \end{array}$$









25.
$$\begin{array}{r} 6 \\ - 3 \\ \hline \end{array}$$



PROBLEM-SOLVING APPLICATIONS

Choose the Operation




Name _____

Read	Think	Ring	Write
<p>1. Bill has 5  . He got 7 more. How many  does he have in all?</p>	<p><u>add</u> or subtract</p>	<p><u>+</u> -</p>	$\begin{array}{r} 5 \\ + 7 \\ \hline 12 \end{array}$ <p><u>12</u> in all</p>
<p>2. There were 6  . 3 were eaten. How many  are left?</p>	<p>add or subtract</p>	<p>+ -</p>	<p>_____ are left</p>
<p>3. There are 6  on the lake. 5 more flew in. How many  in all?</p>	<p>add or subtract</p>	<p>+ -</p>	<p>_____ in all</p>
<p>4. There are 8  in the yard. Sue finds 4 more. How many  now?</p>	<p>add or subtract</p>	<p>+ -</p>	<p>_____ now</p>

Problem Solving: Addition and Subtraction Facts to 12

Name _____


Use a strategy you have learned.

1. Pat had 12 .
She spent 8 .
How many  did
she have left?

add or subtract

$$\underline{12} \ominus \underline{8} = \underline{\quad}$$




She had  left.

2. Jim has 6¢.
Selma gave him 5 .
How much does
he have now?

add or subtract

$$\underline{\quad}¢ \bigcirc \underline{\quad}¢ = \underline{\quad}¢$$




He has ¢.

3. Peg has 12 .
Mary has 7 .
Who has more ?
How many more?

add or subtract

$$\underline{\quad} \bigcirc \underline{\quad} = \underline{\quad}$$

 has more .

4. Mark has 9 .
Bill has 3 .
How many  do
they have together?

add or subtract

$$\underline{\quad} \bigcirc \underline{\quad} = \underline{\quad}$$

They have  together.

Numeric Neighbors

Name: _____ Date: _____

Write the numbers in the spaces that come before each number.

(1) _____, 29

(5) _____, 26

(9) _____, 13

(2) _____, 49

(6) _____, 21

(10) _____, 23

(3) _____, 68

(7) _____, 83

(11) _____, 76

(4) _____, 55

(8) _____, 92

(12) _____, 36

Write the numbers in the spaces that come after each number.

(13) 12, _____

(17) 63, _____

(21) 13, _____

(14) 72, _____

(18) 96, _____

(22) 16, _____

(15) 78, _____

(19) 74, _____

(23) 33, _____

(16) 73, _____

(20) 44, _____

(24) 47, _____

Write the numbers in the spaces that belong between each pair of numbers.

(25) 17, _____, 19

(29) 80, _____, 82

(33) 75, _____, 77

(26) 73, _____, 75

(30) 16, _____, 18

(34) 4, _____, 6

(27) 25, _____, 27

(31) 30, _____, 32

(35) 87, _____, 89

(28) 57, _____, 59

(32) 62, _____, 64

(36) 21, _____, 23